


DAFTAR PUSTAKA

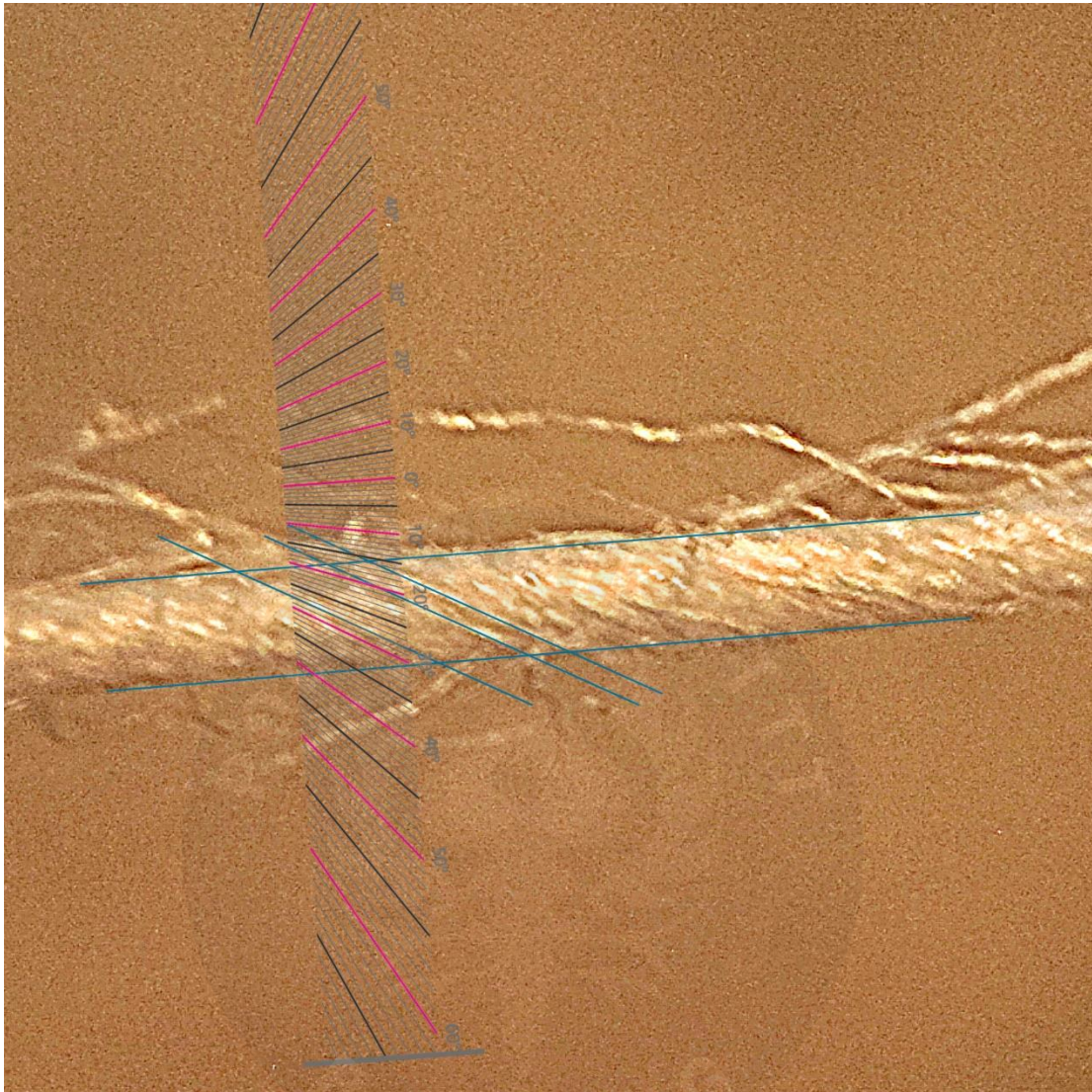
- Khanum, R et al. 1997. 5 Online) J. Innov. Dev. Strategy *CONSEQUENCE OF TWIST ON YARN PROPERTIES IN TEXTILES*.
- Md sohanur Rahman Sobuj. 2015. "Study of Twist | Twist in Yarn | Introduction of Twist in Yarn." *Textile Study center*. 1–1.
- Carl A. Lawrence. 2003. "Fundamental of Spun Yarn Techonoly Twist"
- JANUARTI, N. (2009). PENETAPAN BOBOT JENIS DAN RAPAT JENIS. *JURNAL PENETAPAN BOBOT JENIS*, 1-9.
- McCuin, J. M. (2002, September 25). *Twist Angle*. Retrieved from SCHOOLOFSWEETGEORGIA.COM.
- Dunja Šajn Gorjanc, N. S. (2020). Determination of Optimum Twist Equation . *MDPI Fibers*, 3.
- Kiron, M. I. (2013, 3 2). *yarn twist types*. Retrieved from Textilelearner.net.
- Laszlo M. Vas. Geza Halasz. Menyhert Takacs, I. E. (1994). MEASUREMENT OF YARN DIAMETER AND TWIST ANGLE. *PERIODICA POLYTECHNICA SER. MECli. ENC. VOL. 38*, 295.
- Shapley, P. P. (2011). *Temperature Effects on Density*. Retrieved from butane.chem.uiuc.edu.
- testertextile. (2021, Juni 9). *All about yarn twisting*. Retrieved from www.testertextile.com.
- Y.A. Ozkaya, M. A. (2008). Yarn twist measurement using digital imaging. 2.



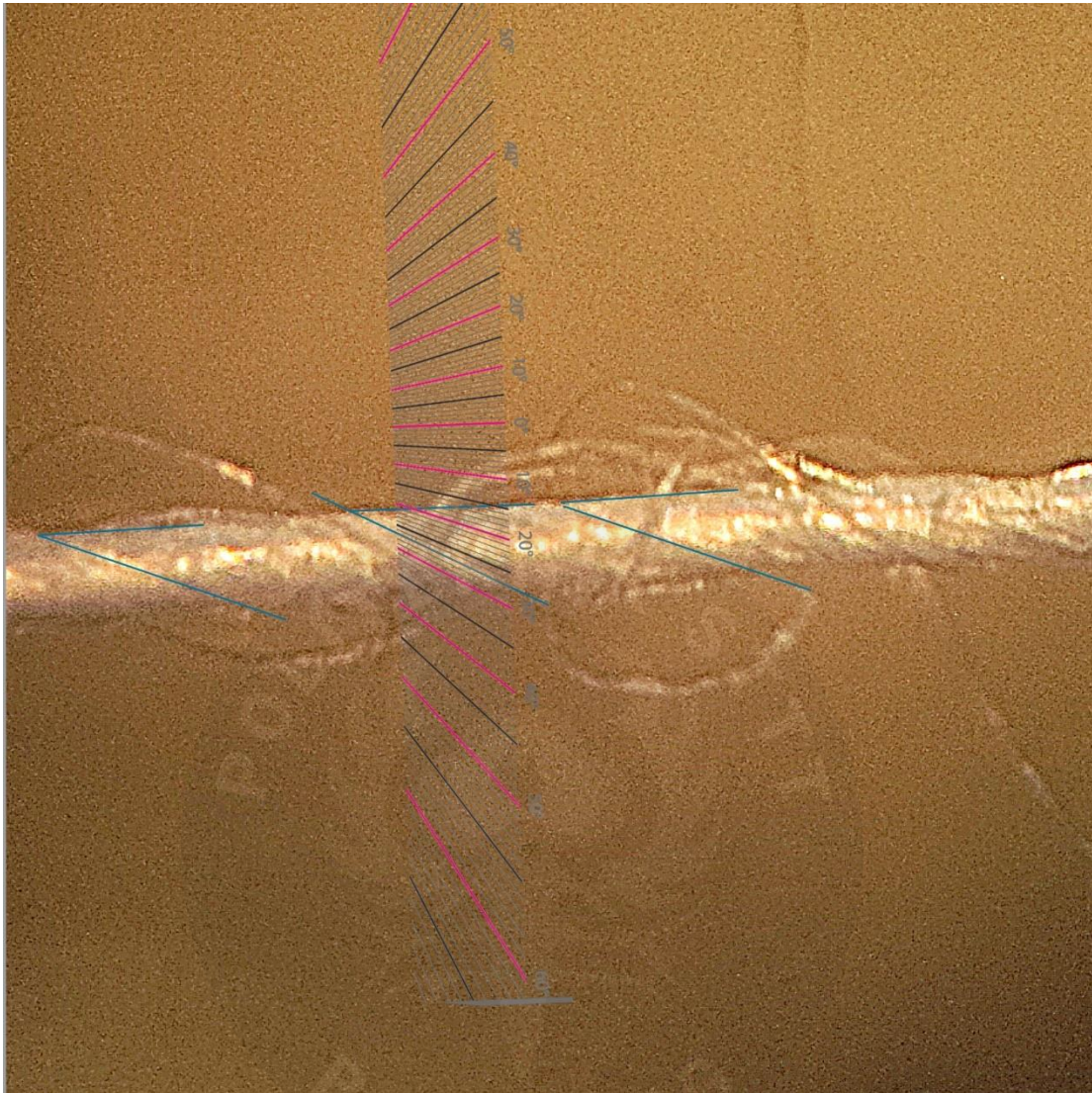
LAMPIRAN



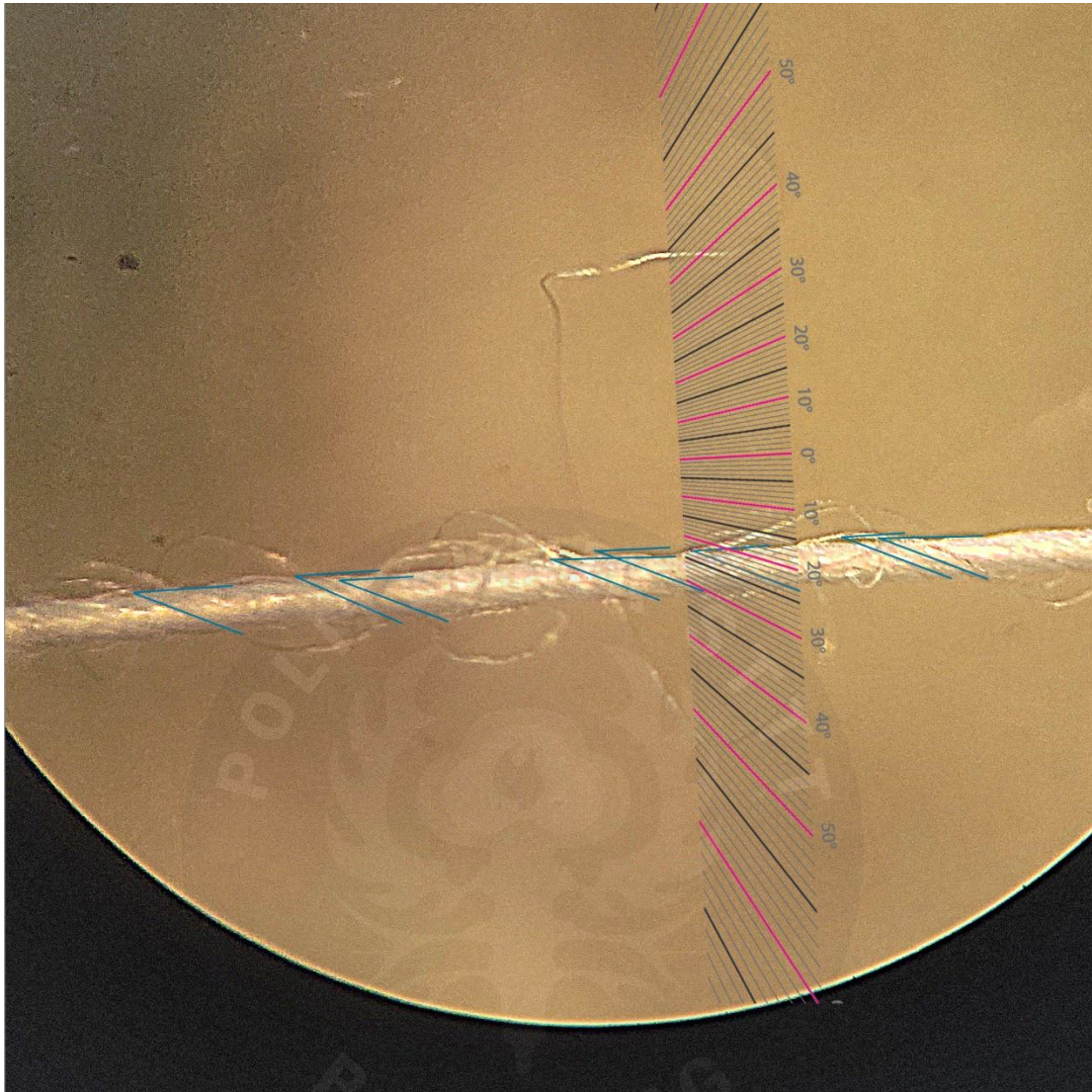
Gambar Lampiran 1 Sudut benang WCD Ne1 40 s SP2-42



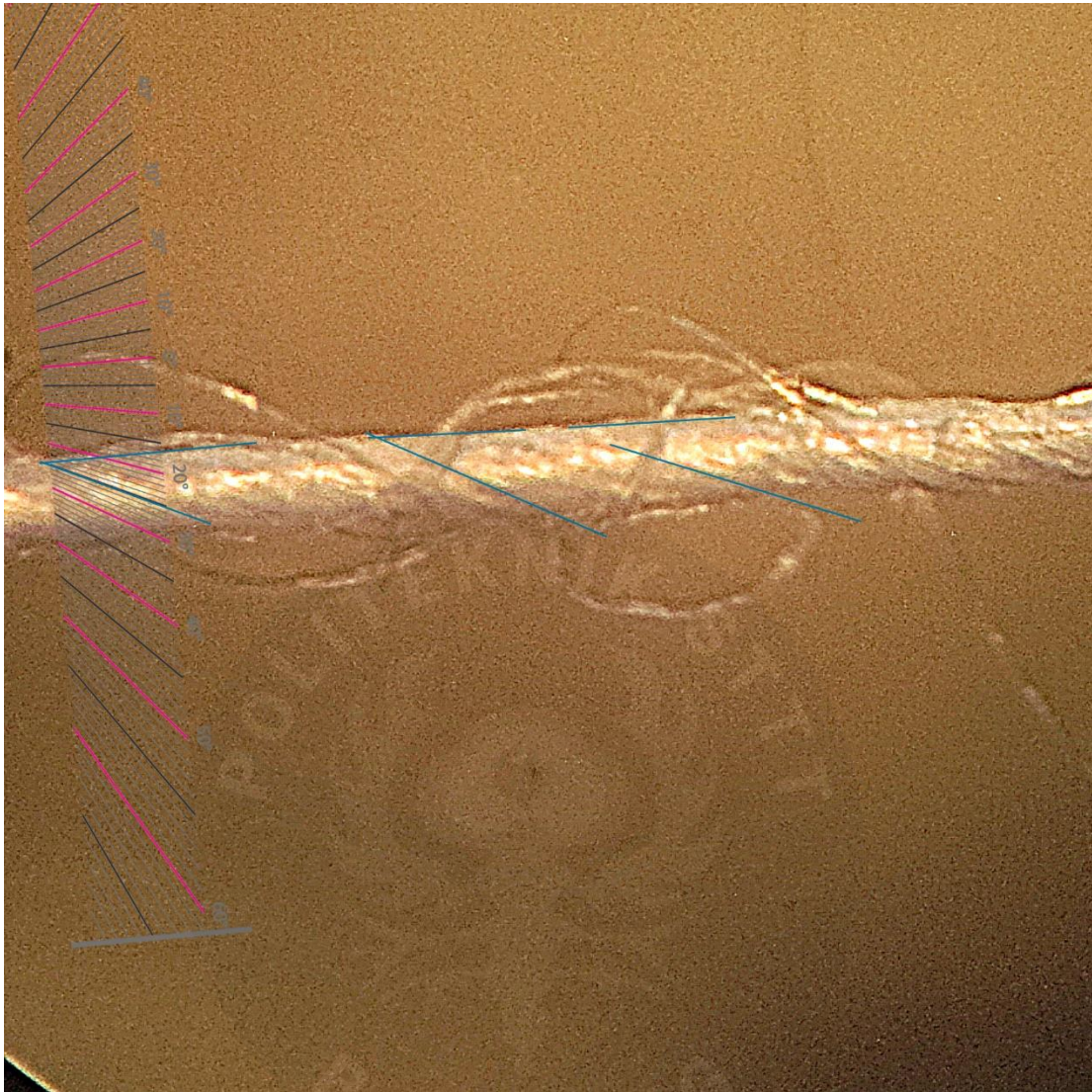
Gambar Lampiran 2 Sudut benang WCD Ne1 40 s SP2-42



Gambar Lampiran 3 Sudut benang WCD Ne1 40 s SP2-43



Gambar Lampiran 4 Sudut benang WCD Ne1 40 s SP2-43



Gambar Lampiran 5 Sudut benang WCD Ne1 40 s SP2-43

Table Lampiran 1 Data Kualitas Benang WCD 40's SP2-43

DATA KUALITAS BENANG WCD 40'S										
MC. BEST										
LOT: SP2-43										
RSF NO : 1										
No	ACTUAL	CEK	U%	Thin	Thick	Neps	IPI	Single	Elo %	TPI
	COUNT	ULANG						Strength		
1 R	40.04		12.93	10	278	583	871	221	3.92	28.52
	40.73		12.08	23	100	468	591	210	4.14	29.03
	39.59		12.20	28	188	498	714	228	4.18	30.09
3 R	40.04		13.51	58	315	580	953	238	4.76	29.33
	40.26		13.98	60	410	643	1113	215	4.07	29.33
	40.50							220	4.25	30.12
5 R	39.15	39.81						198	3.83	
	40.26							199	4.72	
	39.81							249	4.39	
7 R	38.92	39.81						198	4.43	
	40.26							205	4.65	
	39.81							231	4.90	
9 R	40.26							203	4.64	
	40.04							219	5.07	
	40.26							204	4.82	
13 R	39.81							193	4.64	
	39.15	39.81						212	4.90	
	39.59							206	4.82	
15 R	39.81							219	3.89	
	40.73							216	4.15	
	40.50							244	4.40	
17 R	39.15							235	3.82	
	39.15							223	4.07	
	39.37							222	4.18	
23 R	40.26							220	3.71	
	40.04							219	3.83	
	40.26							259	3.68	
25 R	40.73							238	4.25	
	40.04							245	3.81	
	39.81							210	4.00	
Avg	39.94	40.02	12.94	36	258	554	848	220	4.30	29.40
sd	0.51	0.42	0.82	22.19	118.97	70.66	203.58	16.66	0.41	0.62
CV%	1.27	1.04	6.34	61.97	46.08	12.74	24.00	7.57	9.53	2.11
max	40.73	40.73	13.98	60	410	643	1113	259	5.07	30.12
min	38.92	39.15	12.08	10	100	468	591	193	3.68	28.52

Table Lampiran 2 Data Kualitas Benang WCD 40's SP2-42 30 Maret 2022

DATA KUALITAS BENANG WCD 40'S										
MC. RSF TOYOTA										
LOT: SP2 -42										
RSF NO : 6										
No	ACTUAL	Cek	U%	Thin	Thick	Neps	IPI	Single	Elo	TPI
	COUNT	Ulang						Strength		
451 R			12.98	18	483	603	1104	204	4.14	29.28
			15.88	148	1180	1218	2546	207	3.50	28.37
			15.46	70	1035	988	2093	223	4.50	28.87
453 R			13.19	5	480	583	1068	208	4.18	28.37
			14.42	48	783	730	1561	193	3.81	29.33
								215	4.14	29.08
455 R								237	4.68	
								192	3.82	
								209	3.42	
457 R								196	3.64	
								200	4.32	
								193	3.56	
459 R								203	3.89	
								203	3.50	
								212	3.89	
461 R								209	4.01	
								217	4.32	
								205	4.40	
463 R								213	4.15	
								189	3.67	
465 R										
467 R										
469 R										
Avg	#DIV/0!	#DIV/0!	14.39	58	792	824	1674	206	3.98	28.88
sd	#DIV/0!	#DIV/0!	1.30	56.46	#####	#####	735.93	11.56	0.36	0.43
CV%	#DIV/0!	#DIV/0!	9.06	97.7	40.0	33.1	44.0	5.60	9.16	1.49
max	0.00	0.00	15.88	148	1180	1218	2546	237	4.68	29.33
min	0.00	0.00	12.98	5	480	583	1068	189	3.42	28.37

Plumbon,30 Maret
2022

Table Lampiran 3 Data Kualitas Benang WCD 40's SP2-42 28 Maret 2022

DATA KUALITAS BENANG WCD 40'S										
MC. RSF TOYOTA										
LOT: SP2 - 42										
RSF NO : 2										
No	ACTUAL COUNT	Cek Ulang	U%	Thin	Thick	Neps	IPI	Single Strength	Elo %	TPI
431 R	40.04		16.19	190	1170	1455	2815	181	3.49	28.54
	39.37	40.26	15.89	123	1058	1145	2326	196	3.56	29.10
	39.59		15.70	140	1130	1310	2580	190	3.50	29.21
433 R	38.31	39.59	15.47	153	1030	1110	2293	238	4.57	28.67
	38.31	39.59	14.61	60	810	1243	2113	221	4.07	28.52
	39.59							221	3.89	29.36
435 R	39.59							197	3.56	
	37.69	39.59						188	3.81	
	39.59							198	4.32	
437 R	40.04							189	3.67	
	39.37	40.26						180	3.64	
	40.04							186	3.63	
439 R	40.26							190	3.88	
	39.59							192	3.64	
	41.20	39.81						187	3.89	
441 R	40.04							183	3.42	
	40.04							196	4.25	
	40.73							201	4.25	
447 R	38.51	39.59						199	4.57	
	39.15	40.50						201	4.57	
	39.15	39.59						202	4.44	
449 R	38.51	39.81						181	3.56	
	39.15	39.59						192	4.57	
	40.50							198	4.40	
451 R	38.51	39.59						193	4.25	
	40.50							225	4.40	
	39.81							208	4.51	
Avg	39.53	39.92	15.57	133	1040	1253	2425	198	4.01	28.90
sd	0.83	0.36	0.60	47.77	#####	#####	#####	14.31	0.41	0.37
CV%	2.11	0.91	3.85	35.9	13.5	11.0	10.1	7.24	10.22	1.27
max	41.20	40.73	16.19	190	1170	1455	2815	238	4.57	29.36
min	37.69	39.59	14.61	60	810	1110	2293	180	3.42	28.52

Plumbon, 28 Maret
2022

Table Lampiran 4 Table Lampiran 3 Data Kualitas Benang WCD 40's SP2-42 25
Maret 2022

DATA KUALITAS BENANG WCD 40'S										
MC. RSF TOYOTA										
LOT: SP2 - 42										
RSF NO : 6										
No	ACTUAL	Cek	U%	Thin	Thick	Neps	IPI	Single	Elo %	TPI
	COUNT	Ulang						Strength		
391 R	40.50		15.69	98	1118	1065	2281	189	4.39	28.42
	39.81		16.52	190	1448	1403	3041	236	4.65	27.96
	40.50		16.03	98	1245	1050	2393	238	4.32	29.46
393 R	39.15	40.26	15.92	145	1200	1135	2480	196	3.24	27.96
	40.50		15.62	115	1165	1215	2495	192	3.06	28.24
	40.04							210	3.64	28.06
395 R	39.59							204	3.56	
	40.73							204	4.18	
	40.50							188	4.00	
397 R	39.15	40.73						193	3.00	
	40.26							181	3.42	
	40.50							182	3.67	
399 R	39.81							190	3.38	
	40.04							180	3.06	
	40.50							200	3.38	
401 R	39.81							183	3.56	
	40.26							194	3.32	
	40.26							221	4.00	
403 R	40.96	40.50						202	3.04	
	39.59							198	3.42	
	39.59							209	3.56	
405 R	39.15	39.59						191	3.50	
	39.15	40.26						206	3.64	
	39.37	40.04						202	3.89	
407 R	40.96	40.26						185	3.24	
	40.04							206	4.00	
	39.81							205	3.38	
409 R	39.59							187	3.06	
	40.26							185	3.49	
	40.50							187	3.75	
Avg	40.03	40.15	15.96	129	1235	1174	2538	198	3.59	28.35
sd	0.54	0.36	0.36	39.03	127.75	#####	#####	14.59	0.43	0.57
CV%	1.35	0.90	2.23	30.2	10.3	12.3	13.3	7.36	11.89	2.02
max	40.96	40.73	16.52	190	1448	1403	3041	238	4.65	29.46
min	39.15	39.59	15.62	98	1118	1050	2281	180	3.00	27.96

Plumbon, 25 Maret
2022

Table Lampiran 5 Table Lampiran 3 Data Kualitas Benang WCD 40's SP2-42 23
Maret 2022

DATA KUALITAS BENANG WCD 40'S										
MC. RSF TOYOTA										
LOT: SP2 - 42										
RSF NO : 5										
No	ACTUAL	Cek	U%	Thin	Thick	Neps	IPI	Single	Elo %	TPI
	COUNT	Ulang						Strength		
371 R	39.81		16.77	185	1158	1398	2741	206	3.93	29.69
	40.26		16.00	113	1173	1360	2646	195	3.81	28.47
	40.26		15.85	143	1168	1120	2431	195	3.50	27.99
373 R	40.96	40.26	15.70	98	1075	1190	2363	198	3.64	28.98
	40.50							195	3.80	28.60
	40.50							214	3.50	28.47
375 R	41.20	40.73						188	3.50	
	40.26							203	3.93	
	39.81							200	4.07	
377 R	41.69	39.81						236	4.25	
	40.04							195	3.50	
	40.73							185	3.89	
379 R	39.81							220	3.93	
	40.04							231	4.25	
	40.73							216	4.25	
381 R	39.81							189	3.39	
	40.26							183	3.25	
	40.73							230	4.39	
383 R	40.50							218	3.82	
	40.50							218	3.82	
	39.81							201	3.31	
385 R	40.50							182	3.75	
	39.81							189	3.93	
	40.04							189	4.00	
387 R	40.73							204	3.31	
	39.81							207	3.56	
	40.26							200	3.42	
389 R	39.59							184	3.40	
	40.04							196	3.50	
	39.81							190	3.74	
Avg	40.29	40.19	16.08	135	1144	1267	2545	202	3.74	28.70
sd	0.48	0.36	0.48	38.37	46.09	133.35	177.70	14.95	0.31	0.58
CV%	1.20	0.89	2.96	28.5	4.0	10.5	7.0	7.40	8.37	2.02
max	41.69	40.73	16.77	185	1173	1398	2741	236	4.39	29.69
min	39.59	39.59	15.70	98	1075	1120	2363	182	3.25	27.99

Plumbon, 23 Maret
2022

Table Lampiran 6 Table Lampiran 3 Data Kualitas Benang WCD 40's SP2-42 22
Maret 2022

DATA KUALITAS BENANG WCD 40'S										
MC. RSF TOYOTA										
LOT: SP2 - 42										
RSF NO : 4										
No	ACTUAL	Cek	U%	Thin	Thick	Neps	IPI	Single	Elo %	TPI
	COUNT	Ulang						Strength		
351 R	40.73		14.87	63	863	1243	2169	192	3.56	28.27
	40.73		14.85	68	883	1105	2056	194	6.33	28.27
	40.04		15.65	128	988	1238	2354	196	3.64	28.16
353 R	39.59		14.89	70	950	1055	2075	225	4.00	28.62
	39.37	39.59	14.43	53	733	985	1771	221	3.67	28.32
	39.59							207	3.56	28.75
355 R	39.59							211	4.00	
	40.04							221	4.00	
	39.59							195	3.75	
357 R	39.59							200	3.75	
	39.37	40.04						227	4.00	
	39.81							223	3.75	
359 R	39.81							211	3.67	
	39.59							191	3.81	
	40.26							204	3.64	
361 R	39.81							199	4.32	
	39.37	40.04						208	4.07	
	40.26							210	4.00	
363 R	39.37	39.81						214	4.39	
	40.50							224	4.90	
	39.59							188	3.89	
365 R	39.59							192	3.64	
	39.15	39.81						211	4.32	
	39.59							227	3.63	
367 R	39.37	40.04						230	3.64	
	39.37	40.04						220	3.75	
	39.15	40.26						182	3.64	
369 R	40.04							228	4.40	
	39.81							193	3.82	
	40.73							191	3.74	
Avg	39.78	39.95	14.94	76	883	1125	2085	208	3.98	28.40
sd	0.46	0.37	0.44	29.59	98.00	113.57	136.27	14.37	0.54	0.23
CV%	1.15	0.92	2.96	38.7	11.1	10.1	6.5	6.91	13.64	0.82
max	40.73	40.73	15.65	128	988	1243	2354	230	6.33	28.75
min	39.15	39.59	14.43	53	733	985	2056	182	3.56	28.16

Plumbon, 22 Maret
2022



